

## Water treatment





### LED lighting for Hazardous areas

- Large range of Hazardous Areas Zone 1, 2, 21, 22 LED solutions
- ATEX and IECEx Certified products



### Hermetic and durable sealing, IP66/IP68/69K

- IP68 4-metre water resistance
- IP69K to withstand the high pressure jet during cleaning operations



### Resistant to chemical attacks and corrosion

- Thanks to resistant materials perfectly adapted to environments subject to chemical aggression
- Stainless Steel 304L and 316L
- A unique solution : housing co-extruded in polycarbonate/ PMMA

# The Benefits

From corrosion and humidity, to installation constraints and explosive areas, the lighting systems of water treatment plants must respond to numerous constraints. Sammode and SILL, a specialist in lighting in difficult environments, offers durable, robust solutions whilst guaranteeing the levels and quality of lighting required to ensure safety on site.


## Sammode and SILL guarantee

SILL and Sammode commit to the reliability and durability of their luminaires: With their experience in extreme environments, Sammode and SILL offer long-lasting solutions guaranteeing up to 8 years of 24/7 operation.



### Sustainable solutions

- Maintainability and interchangeability of the components
- Industrial electronic components
- Mechanical design resistant to vibrations



### Optimisation of the Total Cost of Ownership

- Sustainable and maintainable solutions
- Reduced installation and maintenance costs
- Luminaires with an exceptional service life

# An enclosure to withstand all tests

## Enclosure ultra-resistant to chemical aggressions

- Unique solution of a polycarbonate housing covered by co-extrusion of PMMA, combining the chemical resistance of PMMA and the mechanical resistance of polycarbonate IK 10.
- Metal parts in 304L Stainless Steel as standard or 316L Stainless Steel for enhanced corrosion resistance.



## Sealed IP68/IP69K

Thanks to its tubular shape, an axial clamping systems by means of a central screw and a unique three-level gasket, long-term water resistance of the luminaire is guaranteed, no matter how many openings or closings.

## Designed to resist shocks and vibrations

Resistant polycarbonate IK10 enclosure and mechanical structure resistant to vibrations in conformity with vibration standard IEC 60068-2-6.



## Comfort and optical performance

High-performance LED integration ensures quality lighting thanks to an IRC>80 and up to 70,000 hours of service life at L80/B50.

Output power, intensive optics, optical diffusion: each solution is adapted to its destination application in order to guarantee lighting levels all while optimising the amount of luminaires.



# Rapid installation and maintenance system outside the process area

- Installation flexibility: luminaires can be rotated 360° within the mounting brackets
- Easy maintenance: quick-release brackets and plugs
- Reduced intervention on site, no loss of parts.



# Selection guide

General lighting	Requirements	Products
Rainwater recuperation tank	Hazardous Areas Gas Zones	- ALDER (Zone 1) - JAMIN (Zone 2)
Sedimentation tank	Hazardous Areas Gas Zones Chemical Resistance to withstand all tests	- ALDER (Zone 1) - JAMIN (Zone 2)
Water tank	IP68 Water Resistance	- CUGNOT**
Technical gallery	IP68 Water Resistance Resistance to corrosion	- PASCAL
Emergency lighting	Operation on a single battery	- COULOMB BAES
Escape route and outdoor lighting	Central supply	- COULOMB LSC
Exterior		- PASCAL - SILL 153

\* In accordance with local legislation

\*\* All Sammode and SILL luminaires are guaranteed for 5 years.

Luminaires with a reinforced power supply system are guaranteed for 8 years.

## Durable and sustainable solutions

- As a designer-manufacturer, Sammode and SILL are committed to providing you with a continuity of existing solutions, with luminaires which are sustainable and evolving.
- Light sources, electronic circuits and mechanical structure: every component is designed to last and be replaceable.



# Hazardous Areas



Rainwater recovery basin, Vlotho, Germany



Alder




Jamin

Wastewater recovery water, water recuperation tanks and sedimentation tanks are numerous areas of water treatment plants subject to ATEX regulations. Sammode offers ATEX Zone 1 and Zone 2 certified luminaires that are extremely resistant to corrosion thanks to the choice of materials (304L or 316L stainless steel). Protection modes by increased safety and encapsulation protection modes make it possible to integrate components that limit the weight of the luminaires. Easy to install and fully removable, all operations on ATEX luminaires can be carried out on site by qualified personnel.

# Non-Hazardous Areas



Wastewater treatment plant, HAK, Netherlands



Pascal



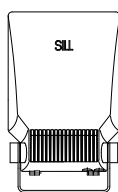
Coulomb

For all areas in humid environments, Sammode's impervious solutions provide long-lasting protection of the components, thus ensuring the life of the light source. Compact in size, they can be perfectly integrated into many configurations while guaranteeing quality lighting for inspection operations. From general lighting to auxiliary lighting or emergency lighting, the Sammode ranges cover all general lighting needs.

# Exteriors



Wastewater treatment plant, Ginestous, France



SILL 153



Pascal

Outdoors, the luminaires' water and UV resistance thanks to their polycarbonate/methacrylate body make them ideal solutions for weather and climate resistance. With their fixing system on sleeve clamps and their variable distance between centres, the luminaires can be installed both vertically and horizontally or on masts.





Sammode

# SILL



Alder




Jamin



Pascal



Coulomb



SILL series 153

## Options



316L steel



213 or 216 option



C5P option

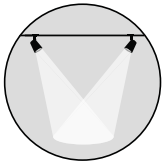
# Sammode and SILL: experts at your side

Whether it is a new installation or a renovation, designing an optimal and durable lighting installation is a matter for a specialist. Like any long-term investment, it requires good support to make the right choice. Sammode and SILL's teams, experts in industrial lighting, are committed and stand by your side throughout your project to advise you on the best solution to implement.



## Diagnosis and requirements

After an on-site analysis of the operating conditions, installation constraints or other special requirements, we choose together the most suitable models from the wide range of Sammode and SILL solutions.




## Lighting studies

Our design office carries out lighting studies in order to optimise your installation with regard to lighting levels, lighting comfort, the area to be lit and the layout.



## Control systems

To reduce your energy bill and allow better control of your installation, our experts offer you the energy management solutions best suited to your situation.



## Development of special products

As a designer-manufacturer, we systematically study the best technical solutions and know how to adapt them to meet your needs.



## On-site testing and support

We offer our clients a complete project follow-up and regularly test our solutions on site to verify the requirements

For decades, the largest industrial groups have entrusted Sammode and SILL with the task of illuminating their installations. Choosing Sammode and SILL means choosing a trusted partner to bring your project to a successful conclusion with complete peace of mind.

# References

DWA  
Eau de Paris  
Hansewasser Waller Ring  
Hydrosystemtechnik GmbH  
Wastewater treatment plant  
Lückmann Pumpen-Center GmbH  
Project Stuttgart 21, RÜBs  
RÜBs Ara  
RÜBs Ara  
RÜBs Ara  
RÜBs Bottwarstrasse  
RÜBs Rosengarten  
RÜBs  
SWD Stadtwerke Delmenhorst GmbH  
Stadtwerk  
Wastewater treatment plant  
Wastewater treatment plant  
Wastewater treatment plant Gut Großlappen  
Wastewater treatment plant  
Wastewater treatment plant  
Wastewater treatment plant SIAAP  
Wastewater treatment plant  
ZWA  
Siegen - Wittgenstein, Germany  
Paris, France  
Bremen, Germany  
Prien am Chiemsee, Germany  
Mendrisio, Switzerland  
Wallenhorst, Germany  
Stuttgart, Germany  
Bern, Switzerland  
Horgen, Switzerland  
Kloten Opfikon, Switzerland  
Stuttgart, Germany  
Metzingen, Germany  
Schwebsange, Germany  
Delmenhorst, Germany  
Wilnsdorf, Germany  
Annenheide, Germany  
Bruyère de Sèvres, France  
München, Germany  
Leopolshöhe, Germany  
Saint-Cyr l'Ecole, France  
Valenton, France  
Villeuneuve-Saint-Georges, France  
Hainichen, Germany

Sammode, Hoffmeister and Sill form a new alliance: SHS Lighting, the European specialist in technical lighting.

Industrial and family-owned, our three companies share decades of expertise, innovation and excellence. Our lighting expertise sets the benchmark. It defines our uniquely high standards, allowing us to guarantee the precision, performance, reliability and long-term robustness of all our products, with the utmost flexibility and a particular attention to design.

We are at the same time designers, manufacturers and technical advisors. When clients choose one of our products, they get more than a light fixture: they acquire intelligence and service.

#### Contact

Sammode, Hoffmeister, SILL

Headoffice France  
24, rue des Amandiers  
75020 Paris  
T +33(0) 1 43 14 84 90

info@sammode.com  
enquiry@sammode.com

Headoffice Germany  
Gewerbering 28-32  
58579 Schalksmühle  
T +49 (0) 23 55 50 41 400

mail@hoffmeister.de

sammode.com  
studio.sammode.com  
hoffmeister.de  
sill-lighting.com



@sammode.lighting  
@hoffmeister.lighting  
@sill.lighting

Subject to changes.  
©Sammode, Hoffmeister, Sill  
07/2020